



Tooling System

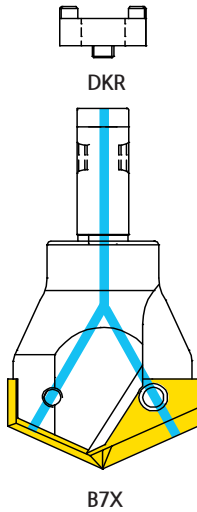
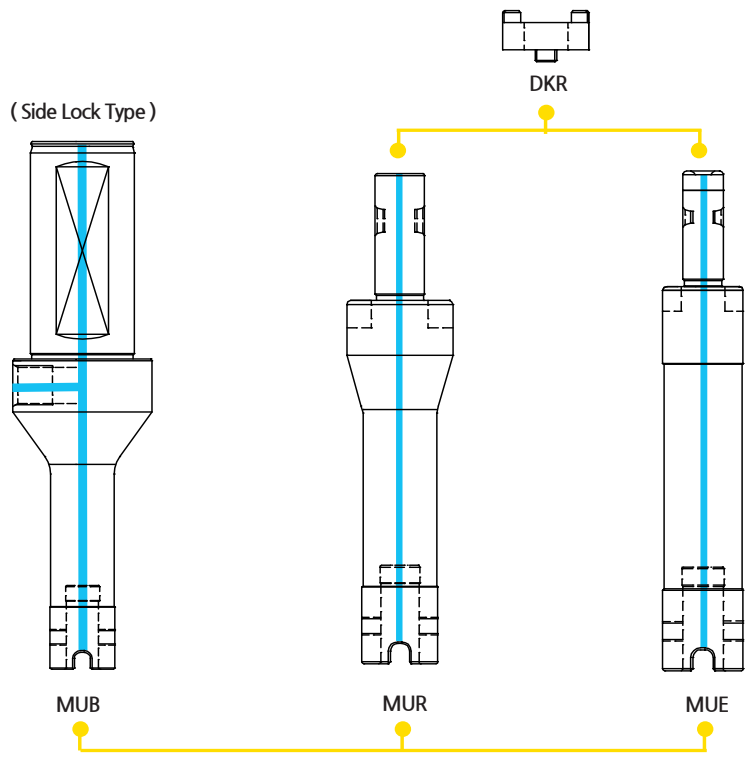
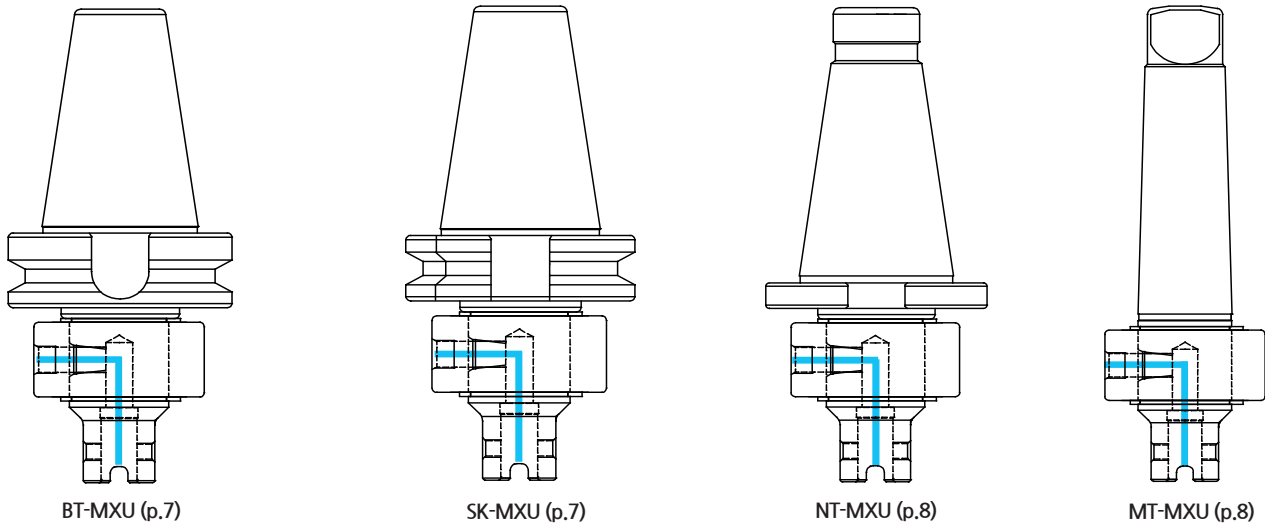
SIDE LOCK ARBOR MODULAR ARBOR

BT-OAS, BT-OMS, NT-OMS, SK-OMS, MT-OMS
BT-SLA, NT-SLA, SK-SLA, MT-SLA
BT-MXU, NT-MXU, SK-MXU, NT-MXU
Drill spare parts



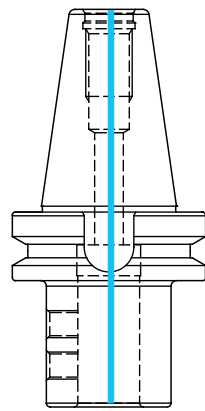


DRILLING SYSTEM ASSEMBLY GUIDE (MODULAR TYPE)

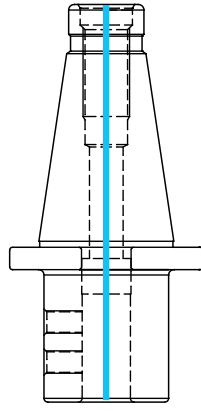




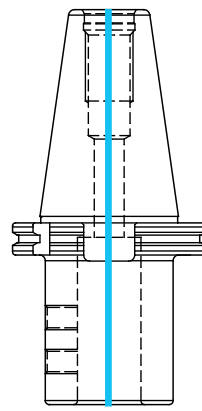
DRILLING SYSTEM ASSEMBLY GUIDE (SIDE LOCK TYPE)



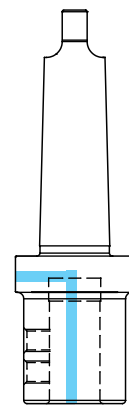
BT-SLA (p.5)



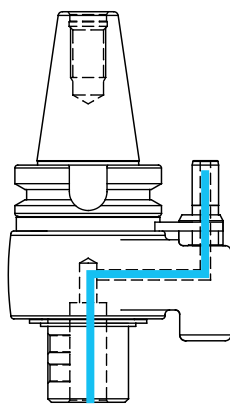
NT-SLA (p.6)



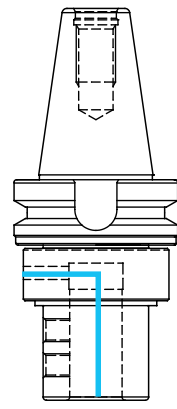
SK-SLA (p.6)



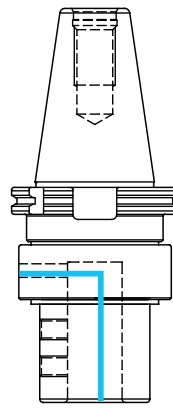
MT-SLA (p.6)



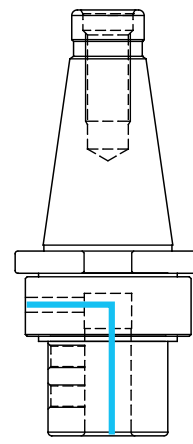
BT-OAS (p.3)



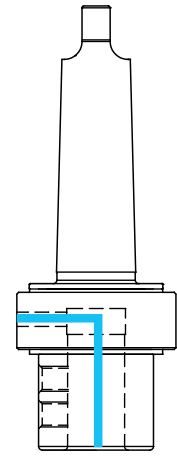
BT-OMS (p.3)



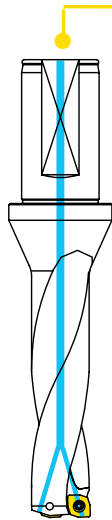
SK-OMS (p.4)



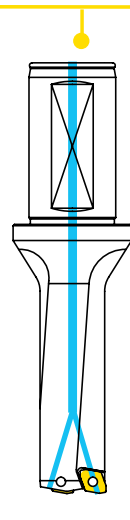
NT-OMS (p.4)



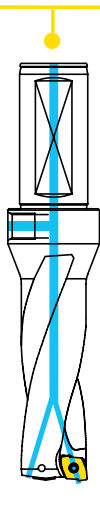
MT-OMS (p.5)



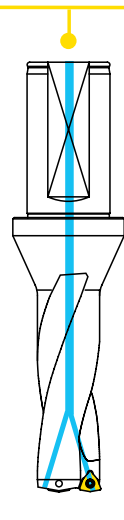
B2



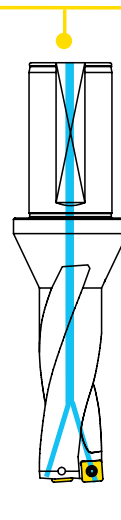
B3



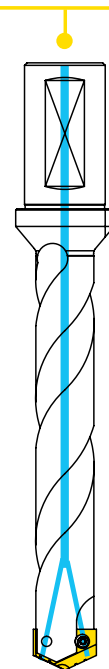
B4



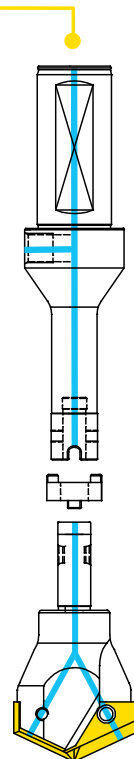
B5



B6



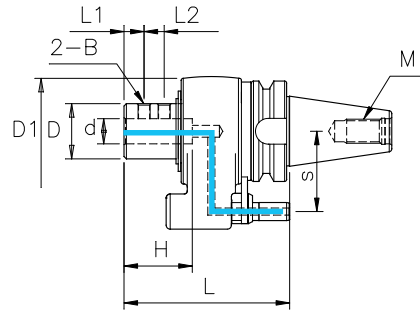
B7



B7-MODULAR

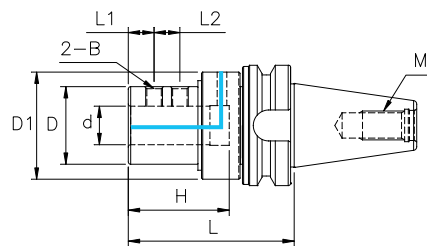


BT-OAS / BT-OMS Side lock arbor Arbor



BT-OAS

Order No.	Dimension									
	d	L	H	L1	L2	D	D1	B	M	S
BT40-OAS-20120	20	120	50	20		55	80	M12	M16	65
BT40-OAS-25140	25	140	60	20	20	55	80	M12		
BT40-OAS-32140	32	140	70	20	20	65	80	M14		
BT50-OAS-20145	20	145	50	20		55	100	M12	M24	80
BT50-OAS-25165	25	165	60	20	20	55	100	M12		
BT50-OAS-32165	32	165	70	20	20	65	100	M14		
BT50-OAS-40175	40	175	80	20	25	65	100	M16		



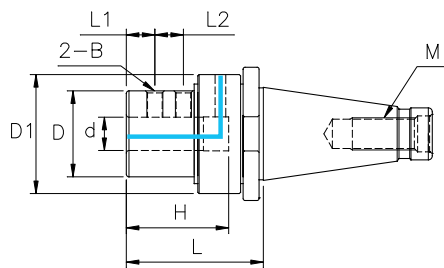
BT-OMS

Order No.	Dimension									
	d	L	D	D1	H	L1	L2	B	M	
BT40-OMS-20105	20	105	50	78	50	20	-	M12	M12	
BT40-OMS-25120	25	120	50	78	60	20	20	M12		
BT40-OMS-32125	32	125	65	88	70	20	20	M14		
BT50-OMS-20120	20	120	65	89	50	20	-	M12	M24	
BT50-OMS-25135	25	135	65	89	60	20	20	M12		
BT50-OMS-32135	32	135	65	89	70	20	20	M14		
BT50-OMS-40145	40	145	65	98	80	20	25	M16		
BT50-OMS-50170	50	170	90	123	90	35	35	M20		



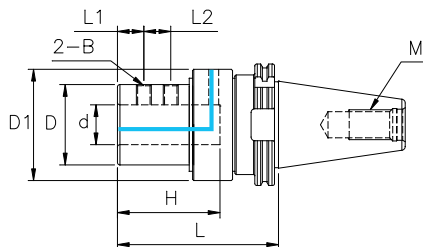


NT-OMS / SK-OMS Side lock arbor Arbor



NT-OMS

Order No.	Dimension								
	d	L	D	D1	H	L1	L2	B	M
NT40-OMS-20090	20	90	50	78	50	20	-	M12	5/8-11 UNC
NT40-OMS-25105	25	105	50	78	60	20	20	M12	
NT40-OMS-32110	32	110	65	88	70	20	20	M14	
NT50-OMS-20090	20	90	65	78	50	20	-	M12	1"-8 UNC
NT50-OMS-25105	25	105	65	78	60	20	20	M12	
NT50-OMS-32105	32	105	65	98	70	20	20	M14	
NT50-OMS-40120	40	120	65	98	80	20	25	M16	M16
NT50-OMS-50145	50	145	90	123	90	35	35	M20	
NT40-OMS-20090M	20	90	50	78	50	20	-	M12	
NT40-OMS-25105M	25	105	50	78	60	20	20	M12	M24
NT40-OMS-32110M	32	110	65	88	70	20	20	M14	
NT50-OMS-20090M	20	90	50	78	50	20	-	M12	
NT50-OMS-25105M	25	105	50	78	60	20	20	M12	M24
NT50-OMS-32105M	32	105	65	98	70	20	20	M14	
NT50-OMS-40120M	40	120	65	98	80	20	25	M16	
NT50-OMS-50145M	50	145	90	123	90	35	35	M20	

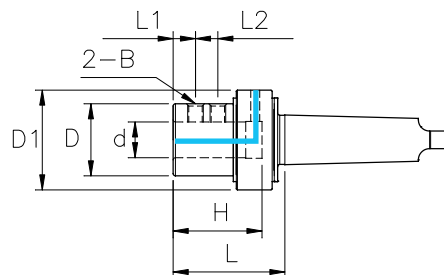


SK-OMS

Order No.	Dimension								
	d	L	D	D1	H	L1	L2	B	M
SK40-OMS-20110	20	110	50	78	50	20	-	M12	M16
SK40-OMS-25125	25	125	50	78	60	20	20	M12	
SK40-OMS-32130	32	130	65	88	70	20	20	M14	
SK50-OMS-20105	20	105	65	78	50	20	-	M12	M24
SK50-OMS-25120	25	120	65	78	60	20	20	M12	
SK50-OMS-32125	32	125	65	98	70	20	20	M14	
SK50-OMS-40135	40	135	65	98	80	20	25	M16	M24
SK50-OMS-50165	50	165	90	123	90	35	35	M20	

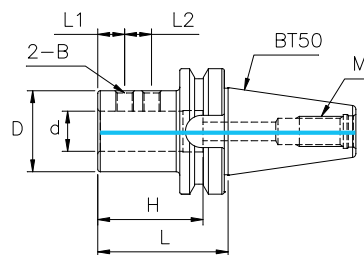


MT-OMS / BT-SLA Side lock arbor Arbor



MT-OMS

Order No.	Dimension							
	d	L	D	D1	H	L1	L2	B
MT4-OMS-20080	20	80	50	78	50	20	-	M12
MT4-OMS-25095	25	95	50	78	60	20	20	M12
MT4-OMS-32100	32	100	65	88	70	20	20	M14
MT5-OMS-20080	20	85	50	78	50	20	-	M12
MT5-OMS-25095	25	95	50	78	60	20	20	M12
MT5-OMS-32100	32	100	65	88	70	20	20	M14
MT5-OMS-40110	40	110	75	98	80	20	25	M16
MT5-OMS-50140	50	140	90	123	90	35	35	M20
MT6-OMS-20085	20	85	50	78	50	20	-	M12
MT6-OMS-25100	25	100	50	78	60	20	20	M12
MT6-OMS-32105	32	105	65	88	70	20	20	M14
MT6-OMS-40120	40	120	75	98	80	20	25	M16
MT6-OMS-50140	50	140	90	123	90	35	35	M20

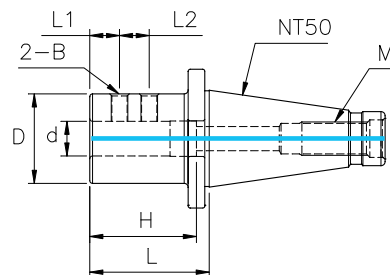


BT-SLA

Order No.	Dimension							
	d	L	D	H	L1	L2	B	M
BT50-SLA-20105	20	105	50	50	20	-	M12	M24
BT50-SLA-25105	25	105	50	60	20	20	M12	
BT50-SLA-32105	32	105	65	70	20	20	M14	
BT50-SLA-40105	40	105	65	80	20	25	M16	

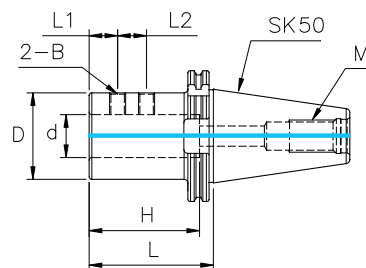


NT-SLA / SK-SLA / MT-SLA Side lock arbor Arbor



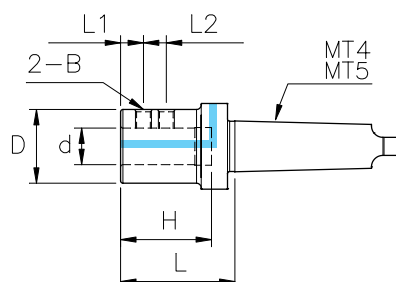
NT-SLA

Order No.	Dimension							
	d	L	D	H	L1	L2	B	M
NT50-SLA-40090	40	90	65	80	20	25	M16	1"-8UNC
NT50-SLA-40090M	40	90	65	80	20	25	M16	M24



SK-SLA

Order No.	Dimension							
	d	L	D	H	L1	L2	B	M
SK50-SLA-32105	32	105	65	70	20	25	M14	M24
SK50-SLA-40105	40	105	65	80	20	25	M16	



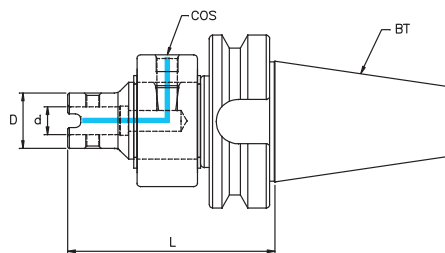
MT-SLA

Order No.	Dimension						
	d	L	D	H	L1	L2	B
MT4-SLA-32105	32	105	65	70	20	20	M14
MT4-SLA-40105	40	105	65	80	20	25	M16
MT5-SLA-32105	32	105	65	70	20	20	M14
MT5-SLA-40105	40	105	65	80	20	25	M16
MT5-SLA-50130	50	130	90	90	35	35	M20



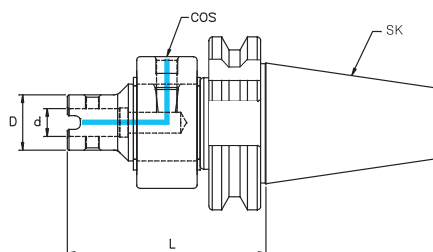


BT-MXU / SK-MXU Modular Arbor



BT-MXU (Modular BT Arbor)

Order No.	Dimension			Joint Screw	Cos
	D	d	L		
BT50-MXU-2813115	28	13	115	JTB-08115	COS-317535
BT50-MXU-3216120	32	16	120		COS-444535
BT50-MXU-4022120	40	22	120	JTB-10145	COS-571544
BT50-MXU-4827130	48	27	130	JTB-12175	
BT50-MXU-5732130	57	32	130	JTB-12195	



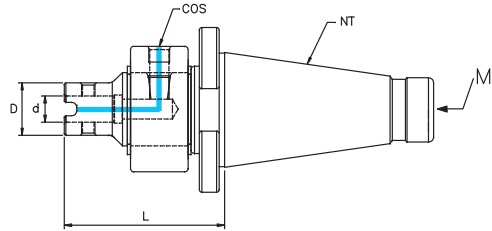
SK-MXU (Modular SK Arbor)

Order No.	Dimension			Joint Screw	Cos
	D	d	L		
SK40-MXU-2813115	28	13	115	JTB-08115	COS-317535
SK40-MXU-3216120	32	16	120		COS-444535
SK40-MXU-4022120	40	22	120	JTB-10145	COS-571544
SK40-MXU-4827130	48	27	130	JTB-12175	
SK40-MXU-5732130	57	32	130	JTB-12195	
SK40-MXU-2813115	28	13	115	JTB-08115	COS-317535
SK40-MXU-3216120	32	16	120	JTB-10145	COS-444535
SK40-MXU-4022120	40	22	120		JTB-12175
SK40-MXU-4827130	48	27	130	JTB-12195	COS-571544
SK40-MXU-5732130	57	32	130	JTB-12195	COS-571544



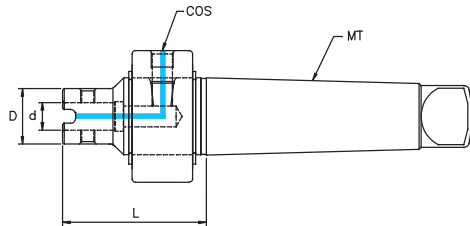


NT-MXU / MT-MXU Modular Arbor



NT-MXU (Modular NT Arbor)

Order No.	Dimension			Joint Screw	Cos	M
	D	d	L			
NT50-MXU-2813115	28	13	90	JTB-08115	COS-317535	1"-8UNC
NT50-MXU-3216095	32	16	95		COS-444535	
NT50-MXU-4022095	40	22	95		JTB-10145	
NT50-MXU-4827105	48	27	105	JTB-12175	COS-571544	
NT50-MXU-5732105	57	32	105	JTB-12195	COS-317535	
NT50-MXU-2813090M	28	13	90	JTB-08115	COS-444535	
NT50-MXU-3216095M	32	16	95	JTB-10145	COS-571544	
NT50-MXU-4022095M	40	22	95	JTB-12175		
NT50-MXU-4827105M	48	27	105	JTB-12195		
NT50-MXU-5732105M	57	32	105			

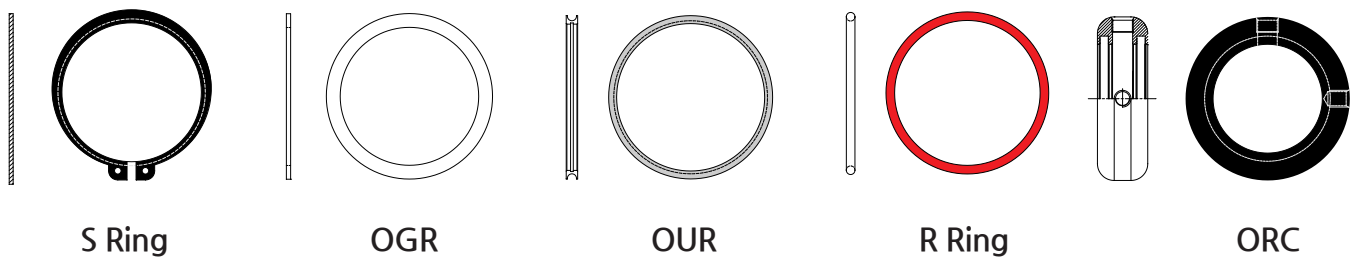
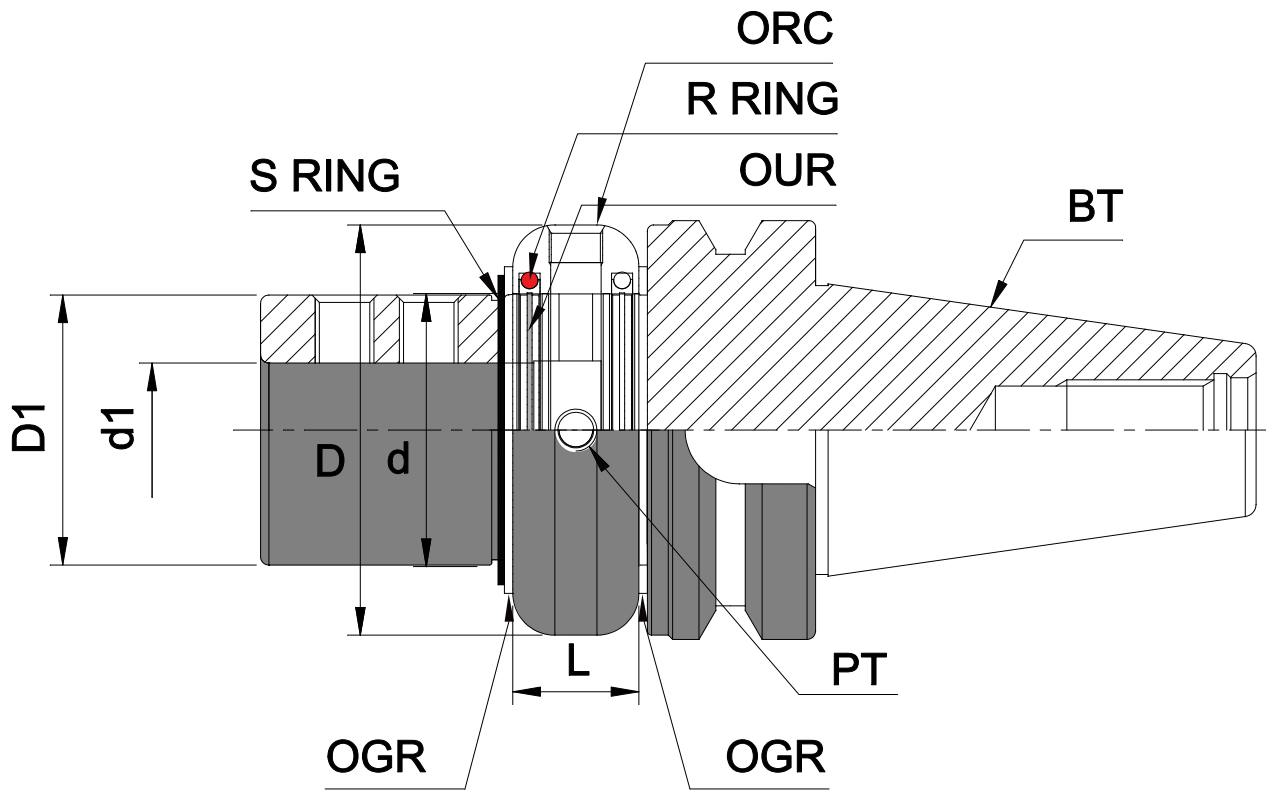


MT-MXU (Modular MT Arbor)

Order No.	Dimension				Joint Screw	Cos
	D	d	L	MT		
MT4-MXU-2813080	28	13	80	#4	JTB-08115	COS-317535
MT5-MXU-2813080	28	13	80	#5		COS-444535
MT6-MXU-2813095	28	13	95	#6		COS-571544
MT4-MXU-3216080	32	16	80	#4	JTB-08115	COS-317535
MT5-MXU-3216080	32	16	80	#5		COS-444535
MT6-MXU-3216095	32	16	95	#6		COS-571544
MT4-MXU-4022080	40	22	80	#4	JTB-10145	COS-317535
MT5-MXU-4022080	40	22	80	#5		COS-444535
MT6-MXU-4022095	40	22	95	#6		COS-571544
MT5-MXU-4827095	48	27	95	#5	JTB-12175	COS-444535
MT6-MXU-4827095	48	27	95	#6		COS-571544
MT5-MXU-5732095	57	32	95	#5		JTB-12195
MT6-MXU-5732095	57	32	95	#6	COS-571544	



Spare part ^{OMS} Arbor






	D50	D65	D80	D90	Component
OGR	OGR 050	OGR 065	OGR 080	OGR 090	*2
OUR	OUR 050	OUR 065	OUR 080	OUR 090	*2
R Ring	R Ring 050	R Ring 065	R Ring 080	R Ring 090	*2
ORC	ORC 050	ORC 065	ORC 080	ORC 090	*1
S Ring	S Ring 050	S Ring 065	S Ring 080	S Ring 090	*1
Ring Kit	Ring Kit 050	Ring Kit 065	Ring Kit 080	Ring Kit 090	
Full component Kit	OMS Kit 050	OMS Kit 065	OMS Kit 080	OMS Kit 090	

Ring Kit = OGR*2 + OUR*2 + R Ring*2
 Full component Kit = OGR*2 + OUR*2 + R Ring*2 + ORC*1 + S Ring*1

Spare part

Spare part

Type of screw	Part no.	Dimension		Wrench	Applicable holder
		M	L		
	TSB-3508	M 3.5	8.0	TX - 15	CMN
	TSB - 0204	M 2.0	4.0	TX - 6	B2S
	TSB - 22060	M 2.2	6.0	TX - 6	
	TSB - 25065	M 2.5	6.5	TX - 7	
	TSB - 0307	M 3.0	7.0	TX - 9	
	TSB - 3508	M 3.5	8.0	TX - 15	
	TSB - 0410	M 4.0	10.0	TX - 15	
	TSB - 45110	M 4.5	11.0	TX - 20	B3S
	TSB - 0204	M 2.0	4.0	TX - 6	
	TSB - 25055M	M 2.5	5.5	TX - 8	
	TSB - 0307	M 3.0	7.0	TX - 9	B4
	TSB - 3508	M 3.5	8.0	TX - 15	
	TSB - 0510	M 5.0	10.0	TX - 20	
	TSB - 20045	M 2.0	4.5	TX - 6	B5S
	TSB - 22060	M 2.2	6.0	TX - 6	
	TSB - 25065	M 2.5	6.5	TX - 7	
	TSB - 0408	M 4.0	8.0	TX - 15	
	TSB - 0510	M 5.0	10.0	TX - 20	
	TSB - 60120	M 6.0	12.0	TX - 25	
	TSB - 18045	M 1.8	4.5	TX - 6	B6
	TSB - 22060	M 2.2	6.0	TX - 6	
	TSB - 25065	M 2.5	6.5	TX - 7	
	TSB - 0307	M 3.0	7.0	TX - 9	
	TSB - 3508	M 3.5	8.0	TX - 15	
	TSB - 0410	M 4.0	10.0	TX - 15	
	TSB - 0204	M 2.0	4.0	TX - 6	B7
	TSB - 22060	M 2.2	6.0	TX - 6	
	TSB - 25065	M 2.5	6.5	TX - 7	
	TSB - 3508	M 3.5	8.0	TX - 15	
	TSB - 0410	M 4.0	10.0	TX - 15	
	TSB - 243	M 5.0	11.0	TX - 20	
	BS7 - 20040	M 2.0	4.0	TX - 7	B7
	BS7 - 20050	M 2.0	5.0	TX - 7	
	BS7 - 25060	M 2.5	6.0	TX - 8	
BS7 - 30070	M 3.0	7.0	TX - 9		
BS7 - 40095	M 4.0	9.5	TX - 15		
BS7 - 50150	M 5.0	15.0	TX - 20		
BS7 - 60190	M 6.0	18.0	TX - 25		
	JTB - 05070	M 5.0	7.0	L - 2.5	MUR, MUE, MUB
	JTB - 06080	M 6.0	8.0	L - 3.0	MUR, MUE, MUB
	JTB - 08115	M 8.0	11.5	L - 4.0	MUE, MUB
	JTB - 10145	M 10.0	14.5	L - 5.0	MUE, MUB
	JTB - 12175	M 12.0	17.5	L - 6.0	MUE, MUB
	JTB - 12195	M 12.0	19.5	L - 6.0	MUE, MUB



BPK

인천광역시 부평구 세월천로204-6(청천동)
Tel : 032-328-4750 / Fax : 032-328-4754

204-6, Sewolcheon-ro, Bupyeong-gu, Incheon, 21300, South Korea
Tel : +82-32-328-4750 / Fax : +82-32-328-4754
E-mail : sales@bp-korea.com
URL : www.bp-korea.com

